

Catalogue Motor Vehicle Lamps

German expert for automotive lighting.



www.narva-light.com

GERMANY®
NARVA
SPEZIALLAMPEN

Motor Vehicle Lamps

- 04 Our Company Values
- 47 Bases
- 48 Table of drawings
- 50 Packaging

12V Car Lamps

Headlights

- 08 Standard
- 10 American types
- 12 Upgrades
 - 12 Long Life
 - 13 Contrast+
 - 13 Heavy Duty
 - 13 Range Power
 - 14 Range Power 50+ **2010**
 - 14 Range Power Blue+
 - 15 Rallye
 - 16 Range Power White
 - 17 Range Power Rallye

Signaling

- 18 Standard
 - 18 Stop lamps
 - 19 Festoon lamps
 - 20 Spherical lamps
 - 20 Indicator lamps
 - 21 Indicator lamps with wedge base
 - 22 Halogen miniature lamps
 - 22 Plastic base lamps
 - 24 LED types **2010**
- 25 American types
- 25 Upgrades
 - 25 Range Power Blue+

Spare Kits

- 26 Spare Kits

Packs

- 29 Sales board
- 30 Sets

85V Xenon

- 32 Xenon

24V Truck Lamps

Headlights

- 33 Standard
- 34 Upgrades
 - 34 Heavy Duty
 - 34 Rallye

Signaling

- 36 Standard
 - 36 Stop lamps
 - 37 Festoon lamps
 - 37 Spherical lamps
 - 38 Indicator lamps
 - 38 Indicator lamps with wedge base
 - 38 Halogen miniature lamps
 - 39 Lamp bulbs for additional headlights
 - 39 Plastic base lamps
- 40 Upgrades
 - 40 Heavy Duty

Spare Kits

- 41 Spare Kits

12/6V Two Wheeler Lamps

Headlights

- 44 12/6V

NARVA, German Expert in automotive Lighting

German
affordable quality

Car is perceived as one of the most important transportation means worldwide.

It is a sign of increasing mobility and an expression of independence, flexibility and pleasure in life.

Then, when regarding safety and reliability, those should be equally accessible to every road users. Many car drivers already take this for granted in relation to their car and the components they use.

So a reliable, affordable functioning system of lights is essential for guaranteeing these increasing demands on road traffic.

We, NARVA Germany,
stand for safe and reliable lighting

Our Customers Come First

Customer focus at NARVA means working closely with the customer. NARVA delivers the best reliable tool the professional can use for his / her everyday tasks.

NARVA enable the workshops to always deliver a reliable German quality service at an affordable price. NARVA developed a comprehensive products portfolio in order to meet all professionals demand across the world.

Dedicated teams and distributors are committed to serve and inform our customers in all parts of the globe.

It is second nature to NARVA to efficiently and effectively incorporate all customer and market demands in all areas of business. All sales offices together with a central warehouse provide the specific customer care and delivery service.



www.narva-light.com



Our Quality

For a consistent reliability, the quality of all NARVA products can be illustrated by many important points:

- The German lighting expert since 60 years.
- Comprehensive tests throughout the entire production process.
- Permanent checking of every individual lamp.
- Regular testing for compliance with international certification e.g. ISO/TS 16949, DIN EN ISO 14001, ECE-regulation No. 37.
- Ongoing investment in products and processes.



Accredited management system

DIN ISO/TS 16949

DIN EN ISO 9001

DIN EN ISO 14001

for sales and manufacturing

The quality of NARVA products and production processes is checked regularly.

NARVA products adhere to ECE regulations and further legal frameworks. The NARVA productions as well as marketing and logistic processes are checked regularly with the aid of current and international ISO engineering standards.

The ECE has formed a catalogue with international guidelines for the automotive industry and its suppliers. The aim of this was to cut trade barriers and to increase traffic

safety. Products that do not conform to ECE are not permitted in Europe. NARVA products adhere to ECE regulation 37 and 99 which provide guidelines for filament lamps (e.g. measurements, luminous flux and power).

THE ISO/TS 16949 is a proof of the strong integration of safety and stability in our production, marketing and logistics processes at NARVA.



Over 60 years of experience and know how define all NARVA product solutions. NARVA carry out ongoing tests on products in order to further optimize light properties. The adherence to all of the named aspects of quality guarantees reliability for all NARVA products.

Should you want to know more about our products, please visit our new NARVA website: www.narva-light.com



Note
ECE = Economic Commission for Europe
ISO = International Organization for Standardization
(from the greek „I-sis“ = equal).







Headlights

12V


Car Lamps


12V


Standard


	Ref-No	ECE	Volts	Watts	Base	Drawing	Piece/PU	Packaging
	48320	H1	12	55	P14,5s	1	100	CP
	48320	H1	12	55	P14,5s	1	10	B1
	Ref-No	ECE	Volts	Watts	Base	Drawing	Piece/PU	Packaging
	48420	H2	12	55	X511	2	100	CP
	Ref-No	ECE	Volts	Watts	Base	Drawing	Piece/PU	Packaging
	48321	H3	12	55	PK22s	3	100	CP
	48321	H3	12	55	PK22s	3	10	B1
	Ref-No	ECE	Volts	Watts	Base	Drawing	Piece/PU	Packaging
	48881	H4	12	60/55	P43t	4	100	CP
	48881	H4	12	60/55	P43t	4	10	B1


	Ref-No	ECE	Volts	Watts	Base	Drawing	Piece/PU	Packaging
	48328	H7	12	55	PX26d	5	100	CP
	48328	H7	12	55	PX26d	5	10	B1
	Ref-No	ECE	Volts	Watts	Base	Drawing	Piece/PU	Packaging
	48076	H8	12	35	PGJ19-1	6	100	CP
	Ref-No	ECE	Volts	Watts	Base	Drawing	Piece/PU	Packaging
	48077	H9	12	65	PGJ19-5	7	100	CP
	Ref-No	ECE	Volts	Watts	Base	Drawing	Piece/PU	Packaging
	48095	H10 (9145)	12	42	PY20d	8	100	CP
	Ref-No	ECE	Volts	Watts	Base	Drawing	Piece/PU	Packaging
	48097	H12 (9055)	12	53	PZ20d	9	100	CP
	Ref-No	ECE	Volts	Watts	Base	Drawing	Piece/PU	Packaging
	48092	H13 (9008)	12	60/55	P26,4t	10	100	CP
	Ref-No	ECE	Volts	Watts	Base	Drawing	Piece/PU	Packaging
	48121	Halogen R2	12	45/40	P45t	11	100	CP
	Ref-No	ECE	Volts	Watts	Base	Drawing	Piece/PU	Packaging
	49211	R2	12	45/40	P45t	12	100	CP
	49211	R2	12	45/40	P45t	12	10	B1
	Ref-No	ECE	Volts	Watts	Base	Drawing	Piece/PU	Packaging
	48041	H27W/1	12	27	PG13	13	100	CP
	Ref-No	ECE	Volts	Watts	Base	Drawing	Piece/PU	Packaging
	48042	H27W/2	12	27	PGJ13	14	100	CP
	Ref-No	ECE	Volts	Watts	Base	Drawing	Piece/PU	Packaging
	49471	S1	12	25/25	BA20d	15	100	CP


	Ref-No	ECE	Volts	Watts	Base	Drawing	Piece/PU	Packaging
	49531	S2	12	35/35	BA20d	15	100	CP

	Ref-No	ECE	Volts	Watts	Base	Drawing	Piece/PU	Packaging
	48004	HB1 (9004)	12	65/45	P29t	16	100	CP


	Ref-No	ECE	Volts	Watts	Base	Drawing	Piece/PU	Packaging
	48882	HB2 (9003)	12	60/55	P43t	4	100	CP


	Ref-No	ECE	Volts	Watts	Base	Drawing	Piece/PU	Packaging
	48005	HB3 (9005)	12	60	P20d	17	100	CP
	48005	HB3 (9005)	12	60	P20d	17	10	B1


	Ref-No	ECE	Volts	Watts	Base	Drawing	Piece/PU	Packaging
	48006	HB4 (9006)	12	51	P22d	8	100	CP
	48006	HB4 (9006)	12	51	P22d	8	10	B1


	Ref-No	ECE	Volts	Watts	Base	Drawing	Piece/PU	Packaging
	48007	HB5 (9007)	12	65/55	PX29t	18	100	CP

American types


	Ref-No	US-Typ	Volts	Watts	Base	Drawing	Piece/PU	Packaging
	48004	9004 (HB1)	12.8	65/45	P29t	16	100	CP


	Ref-No	US-Typ	Volts	Watts	Base	Drawing	Piece/PU	Packaging
	48882	9003 (HB2)	12	67/60	P43t	4	100	CP


	Ref-No	US-Typ	Volts	Watts	Base	Drawing	Piece/PU	Packaging
	48005	9005 (HB3)	12	65	P20d	17	100	CP
	48005	9005 (HB3)	12	65	P20d	17	10	B1

	Ref-No	US-Typ	Volts	Watts	Base	Drawing	Piece/PU	Packaging
	48006	9006 (HB4)	12	55	P22d	8	100	CP
	48006	9006 (HB4)	12	55	P22d	8	10	B1

	Ref-No	US-Typ	Volts	Watts	Base	Drawing	Piece/PU	Packaging
	48007	9007 (HB5)	12	65/55	PX29t	16	100	CP
	Ref-No	US-Typ	Volts	Watts	Base	Drawing	Piece/PU	Packaging
	48092	9008 (H13)	12	60/55	P26,4t	10	100	CP
	Ref-No	US-Typ	Volts	Watts	Base	Drawing	Piece/PU	Packaging
	48095	9145 (H10)	12	45	PY20d	8	100	CP
	Ref-No	US-Typ	Volts	Watts	Base	Drawing	Piece/PU	Packaging
	48097	9055 (H12)	12	55	PZ20d	9	100	CP
	Ref-No	US-Typ	Volts	Watts	Base	Drawing	Piece/PU	Packaging
	48039	880	12.8	27	PG13	13	100	CP
	Ref-No	US-Typ	Volts	Watts	Base	Drawing	Piece/PU	Packaging
	48040	881	12.8	27	PGJ13	14	100	CP
	Ref-No	US-Typ	Volts	Watts	Base	Drawing	Piece/PU	Packaging
	48055	885	12.8	50	PG13	19	100	CP
	Ref-No	US-Typ	Volts	Watts	Base	Drawing	Piece/PU	Packaging
	48056	886	12.8	50	PGJ13	20	100	CP
	Ref-No	US-Typ	Volts	Watts	Base	Drawing	Piece/PU	Packaging
	48045	889	12.8	27	PGJ13	21	100	CP
	Ref-No	US-Typ	Volts	Watts	Base	Drawing	Piece/PU	Packaging
	48046	890	12.8	27	PG13	22	100	CP
	Ref-No	US-Typ	Volts	Watts	Base	Drawing	Piece/PU	Packaging
	68167	891	12.8	8	G4	23	100	CP


	Ref-No	US-Typ	Volts	Watts	Base	Drawing	Piece/PU	Packaging
	48051	893	12.8	37.5	PG13	19	100	CP


	Ref-No	US-Typ	Volts	Watts	Base	Drawing	Piece/PU	Packaging
	48054	894	12.8	37.5	PGJ13	20	100	CP


	Ref-No	US-Typ	Volts	Watts	Base	Drawing	Piece/PU	Packaging
	48052	896	12.8	37.5	PGJ13	20	100	CP


Upgrades


Long Life (LL) Double life time


	Ref-No	ECE	Volts	Watts	Base	Drawing	Piece/PU	Packaging
	48322	H1 LL	12	55	P14,5s	1	100	CP

	Ref-No	ECE	Volts	Watts	Base	Drawing	Piece/PU	Packaging
	48889	H4 LL	12	60/55	P43t	4	100	CP


	Ref-No	ECE	Volts	Watts	Base	Drawing	Piece/PU	Packaging
	48329	H7 LL	12	55	PX26d	5	100	CP


	Ref-No	ECE	Volts	Watts	Base	Drawing	Piece/PU	Packaging
	48078	H11 LL	12	55	PGJ19-2	6	100	CP


	Ref-No	ECE	Volts	Watts	Base	Drawing	Piece/PU	Packaging
	68162	H6W LL	12	6	BAX9s	24	100	CP


	Ref-No	ECE	Volts	Watts	Base	Drawing	Piece/PU	Packaging
	48059	862 LL	12.8	37.5	PGJ13	20	100	CP


Contrast+ (CO+) More safety


	Ref-No	ECE	Volts	Watts	Base	Drawing	Piece/PU	Packaging
	98651	H1 CO+	12	55	P14,5s	1	10	S2

	Ref-No	ECE	Volts	Watts	Base	Drawing	Piece/PU	Packaging
	98653	H3 CO+	12	55	PK22s	3	10	S2


	Ref-No	ECE	Volts	Watts	Base	Drawing	Piece/PU	Packaging
	98652	(H4 RA) CO+	12	100/90	P43t	4	10	S2
	98654	H4 CO+	12	60/55	P43t	4	10	S2

	Ref-No	ECE	Volts	Watts	Base	Drawing	Piece/PU	Packaging
	98655	HB3 (9005) CO+	12	60	P20d	17	10	S2


	Ref-No	ECE	Volts	Watts	Base	Drawing	Piece/PU	Packaging
	98656	HB4 (9006) CO+	12	51	P22d	8	10	S2


	Ref-No	ECE	Volts	Watts	Base	Drawing	Piece/PU	Packaging
	98657	H7 CO+	12	55	PX26d	5	10	S2

Heavy Duty (HD)

	Ref-No	ECE	Volts	Watts	Base	Drawing	Piece/PU	Packaging
	48888	H4 HD	12	60/55	P43t	4	100	CP

Range Power (RP) Up to 30% more light on the road







	Ref-No	ECE	Volts	Watts	Base	Drawing	Piece/PU	Packaging
	48330	H1 RP	12	55	P14,5s	1	100	CP
	48330	H1 RP	12	55	P14,5s	1	10	B1

	Ref-No	ECE	Volts	Watts	Base	Drawing	Piece/PU	Packaging
	48878	H4 RP	12	60/55	P43t	4	100	CP
	48878	H4 RP	12	60/55	P43t	4	10	B1




12V


Car Lamps


Range Power 50+ (RP50+) Up to 50% more light, doubled lifetime


	Ref-No	ECE	Volts	Watts	Base	Drawing	Piece/PU	Packaging
	48334	H1 RP50+	12	55	P14,5s	1	100	CP
	48334	H1 RP50+	12	55	P14,5s	1	10	B1
	48334	H1 RP50+	12	55	P14,5s	1	10	S2
	Ref-No	ECE	Volts	Watts	Base	Drawing	Piece/PU	Packaging
	48335	H3 RP50+	12	55	PK22s	3	100	CP
	Ref-No	ECE	Volts	Watts	Base	Drawing	Piece/PU	Packaging
	48861	H4 RP50+	12	60/55	P43t	4	100	CP
	48861	H4 RP50+	12	60/55	P43t	4	10	S2
	Ref-No	ECE	Volts	Watts	Base	Drawing	Piece/PU	Packaging
	48339	H7 RP50+	12	55	PX26d	5	100	CP
	48339	H7 RP50+	12	55	PX26d	5	10	B1
	48339	H7 RP50+	12	55	PX26d	5	10	S2
	Ref-No	ECE	Volts	Watts	Base	Drawing	Piece/PU	Packaging
	48085	HB3 (9005) RP50+	12	60	P20d	17	100	CP
	Ref-No	ECE	Volts	Watts	Base	Drawing	Piece/PU	Packaging
	48086	HB4 (9006) RP50+	12	51	P22d	8	100	CP


Range Power Blue+ (RPB+) 3700K Stylish White


	Ref-No	ECE	Volts	Watts	Base	Drawing	Piece/PU	Packaging
	48630	H1 RPB+	12	55	P14,5s	1	100	CP
	98502	H1 RPB+	12	55	P14,5s	1	10	S2
	Ref-No	ECE	Volts	Watts	Base	Drawing	Piece/PU	Packaging
	48633	H3 RPB+	12	55	PK22s	3	100	CP
	Ref-No	ECE	Volts	Watts	Base	Drawing	Piece/PU	Packaging
	48677	H4 RPB+	12	60/55	P43t	4	100	CP
	48677	H4 RPB+	12	60/55	P43t	4	10	B1
	98504	H4 RPB+	12	60/55	P43t	4	10	S2


	Ref-No	ECE	Volts	Watts	Base	Drawing	Piece/PU	Packaging
	48638	H7 RPB+	12	55	PX26d	5	100	CP
	48638	H7 RPB+	12	55	PX26d	5	10	B1
	98508	H7 RPB+	12	55	PX26d	5	10	S2

	Ref-No	ECE	Volts	Watts	Base	Drawing	Piece/PU	Packaging
	48628	HB1 (9004) RPB+	12	65/45	P29t	10	100	CP

	Ref-No	ECE	Volts	Watts	Base	Drawing	Piece/PU	Packaging
	48676	HB2 (9003) RPB+	12	60/55	P43t	4	100	CP


	Ref-No	ECE	Volts	Watts	Base	Drawing	Piece/PU	Packaging
	48616	HB3 (9005) RPB+	12	60	P20d	17	100	CP


	Ref-No	ECE	Volts	Watts	Base	Drawing	Piece/PU	Packaging
	48613	HB4 (9006) RPB+	12	51	P22d	8	100	CP


	Ref-No	ECE	Volts	Watts	Base	Drawing	Piece/PU	Packaging
	48629	HB5 (9007) RPB+	12	65/55	PX29t	16	100	CP


Rallye High power performance


• For closed circuits only


	Ref-No	ECE	Volts	Watts	Base	Drawing	Piece/PU	Packaging
	48350	(H1)	12	100	P14,5s	1	100	CP
	48380	(H1)	12	130	P14,5s	1	100	CP


	Ref-No	ECE	Volts	Watts	Base	Drawing	Piece/PU	Packaging
	48450	(H2)	12	100	X511	2	100	CP


	Ref-No	ECE	Volts	Watts	Base	Drawing	Piece/PU	Packaging
	48351	(H3)	12	100	PK22s	3	100	CP
	48381	(H3)	12	130	PK22s	3	100	CP


	Ref-No	ECE	Volts	Watts	Base	Drawing	Piece/PU	Packaging
	48901	(H4)	12	100/90	P43t	4	100	CP
	48901	(H4)	12	100/90	P43t	4	10	B1
	48911	(H4)	12	100/55	P43t	4	100	CP
	48951	(H4)	12	130/100	P43t	4	100	CP


	Ref-No	ECE	Volts	Watts	Base	Drawing	Piece/PU	Packaging
	48884	(H4)	12	60/55	P45t	11	100	CP
	48884	(H4)	12	60/55	P45t	11	10	B1
	48904	(H4)	12	100/90	P45t	11	100	CP
	48904	(H4)	12	100/90	P45t	11	10	B1
	48954	(H4)	12	130/100	P45t	11	100	CP

	Ref-No	ECE	Volts	Watts	Base	Drawing	Piece/PU	Packaging
	48358	(H7)	12	80	PX26d	5	100	CP

	Ref-No	ECE	Volts	Watts	Base	Drawing	Piece/PU	Packaging
	48034	(HB1 9004)	12	100/80	P29t	16	100	CP


	Ref-No	ECE	Volts	Watts	Base	Drawing	Piece/PU	Packaging
	48025	(HB3 9005)	12	100	P20d	17	100	CP


	Ref-No	ECE	Volts	Watts	Base	Drawing	Piece/PU	Packaging
	48026	(HB4 9006)	12	70	P22d	8	100	CP


	Ref-No	ECE	Volts	Watts	Base	Drawing	Piece/PU	Packaging
	48031	(HB5 9007)	12	100/80	PX29t	18	100	CP


Range Power White (RPW) 4100K Xenon White


• For closed circuits only


	Ref-No	ECE	Volts	Watts	Base	Drawing	Piece/PU	Packaging
	98514	(H1) RPW	12	55	P14,5s	1	10	S2
	98515	(H1) RPW	12	85	P14,5s	1	10	S2

	Ref-No	ECE	Volts	Watts	Base	Drawing	Piece/PU	Packaging
	98516	(H3) RPW	12	55	PK22s	3	10	S2

	Ref-No	ECE	Volts	Watts	Base	Drawing	Piece/PU	Packaging
	98512	(H4) RPW	12	60/55	P43t	4	10	S2
	98513	(H4) RPW	12	100/90	P43t	4	10	S2


	Ref-No	ECE	Volts	Watts	Base	Drawing	Piece/PU	Packaging
	98518	(H7) RPW	12	55	PX26d	5	10	S2
	98519	(H7) RPW	12	85	PX26d	5	10	S2


	Ref-No	ECE	Volts	Watts	Base	Drawing	Piece/PU	Packaging
	98551	(HB3 9005) RPW	12	60	P20d	17	10	S2


	Ref-No	ECE	Volts	Watts	Base	Drawing	Piece/PU	Packaging
	98552	(HB4 9006) RPW	12	60	P22d	8	10	S2

Range Power Rallye (RPR) Brightness without limits

• For closed circuits only

	Ref-No	ECE	Volts	Watts	Base	Drawing	Piece/PU	Packaging
	98671	(H1) RPR	12	105	P14,5s	1	10	S2

	Ref-No	ECE	Volts	Watts	Base	Drawing	Piece/PU	Packaging
	98674	(H4) RPR	12	110/100	P43t	4	10	S2

	Ref-No	ECE	Volts	Watts	Base	Drawing	Piece/PU	Packaging
	98677	(H7) RPR	12	85	PX26d	5	10	S2

12V
Car Lamps






Signaling


12V


Car Lamps


12V


Standard Stop lamps


	Ref-No	ECE	Volts	Watts	Base	Drawing	Piece/PU	Packaging
	17411		12	15	BA15s	25	200	CP
	Ref-No	ECE	Volts	Watts	Base	Drawing	Piece/PU	Packaging
	17511		12	18	BA15s	25	200	CP
	17511		12	18	BA15s	25	10	B2
	Ref-No	ECE	Volts	Watts	Base	Drawing	Piece/PU	Packaging
	17635	P21W	12	21	BA15s	25	200	CP
	17635	P21W	12	21	BA15s	25	10	B2


	Ref-No	ECE	Volts	Watts	Base	Drawing	Piece/PU	Packaging
	17638	PY21W	12	21	BAU15s	25	200	CP
	17638	PY21W	12	21	BAU15s	25	10	B2

	Ref-No	ECE	Volts	Watts	Base	Drawing	Piece/PU	Packaging
	17881	P21/4W	12	21/4	BAZ15d	26	200	CP
	17881	P21/4W	12	21/4	BAZ15d	26	10	B2


	Ref-No	ECE	Volts	Watts	Base	Drawing	Piece/PU	Packaging
	17916	P21/5W	12	21/5	BAY15d	26	200	CP
	17916	P21/5W	12	21/5	BAY15d	26	10	B2


	Ref-No	ECE	Volts	Watts	Base	Drawing	Piece/PU	Packaging
	17918		12	21/5	BA15d	26	200	CP


	Ref-No	ECE	Volts	Watts	Base	Drawing	Piece/PU	Packaging
	17941		12	27	W2,5x16d	27	200	CP


	Ref-No	ECE	Volts	Watts	Base	Drawing	Piece/PU	Packaging
	17945		12	27/7	W2,5x16q	28	200	CP


Festoon lamps


	Ref-No	ECE	Volts	Watts	Base	Drawing	Piece/PU	Packaging
	17094		12	3	SV7,5	29	200	CP


	Ref-No	ECE	Volts	Watts	Base	Drawing	Piece/PU	Packaging
	17125	C5W	12	5	SV8,5	30	200	CP
	17125	C5W	12	5	SV8,5	30	10	B2


	Ref-No	ECE	Volts	Watts	Base	Drawing	Piece/PU	Packaging
	17175		12	5	SV8,5	29	200	CP

	Ref-No	ECE	Volts	Watts	Base	Drawing	Piece/PU	Packaging
	17314		12	10	SV8,5	31	200	CP
	17314		12	10	SV8,5	31	10	B2


	Ref-No	ECE	Volts	Watts	Base	Drawing	Piece/PU	Packaging
	17315			12	10	SV8,5	32	200
17315			12	10	SV8,5	32	10	B2


	Ref-No	ECE	Volts	Watts	Base	Drawing	Piece/PU	Packaging
	17316			12	10	SV8,5	30	200
17316			12	10	SV8,5	30	10	B2


	Ref-No	ECE	Volts	Watts	Base	Drawing	Piece/PU	Packaging
	17512			12	18	SV8,5	33	200
17512			12	18	SV8,5	33	10	B2


	Ref-No	ECE	Volts	Watts	Base	Drawing	Piece/PU	Packaging
	17634	C21W		12	21	SV8,5	33	200

Spherical lamps


	Ref-No	ECE	Volts	Watts	Base	Drawing	Piece/PU	Packaging
	17171	R5W		12	5	BA15s	34	200
17171	R5W		12	5	BA15s	34	10	B2


	Ref-No	ECE	Volts	Watts	Base	Drawing	Piece/PU	Packaging
	17172	R5W		12	5	BA15d	35	200

	Ref-No	ECE	Volts	Watts	Base	Drawing	Piece/PU	Packaging
	17311	R10W		12	10	BA15s	34	200
17311	R10W		12	10	BA15s	34	10	B2

	Ref-No	ECE	Volts	Watts	Base	Drawing	Piece/PU	Packaging
	17317	RY10W		12	10	BAU15s	34	200

Indicator lamps

	Ref-No	ECE	Volts	Watts	Base	Drawing	Piece/PU	Packaging
	17051			12	2	BA7s	36	200

	Ref-No	ECE	Volts	Watts	Base	Drawing	Piece/PU	Packaging
	17053			12	2	BA9s	37	200
17053			12	2	BA9s	37	10	B2

Ref-No	ECE	Volts	Watts	Base	Drawing	Piece/PU	Packaging
17131	T4W	12	4	BA9s	38	200	CP
17131	T4W	12	4	BA9s	38	10	B2

Indicator lamps with wedge base

Ref-No	ECE	Volts	Watts	Base	Drawing	Piece/PU	Packaging
17032	(W1,2W FR)	12	1.2	W2x4,6d	39	200	CP

Ref-No	ECE	Volts	Watts	Base	Drawing	Piece/PU	Packaging
17037	(W1,2W)	12	1.2	W2x4,6d	39	200	CP
17037	(W1,2W)	12	1.2	W2x4,6d	39	10	B2

Ref-No	ECE	Volts	Watts	Base	Drawing	Piece/PU	Packaging
17059	(W2,2W)	12	2.2	W2,1x9,5d	40	200	CP

Ref-No	ECE	Volts	Watts	Base	Drawing	Piece/PU	Packaging
17073	W2,3W	12	2.3	W2x4,6d	39	200	CP

Ref-No	ECE	Volts	Watts	Base	Drawing	Piece/PU	Packaging
17097	W3W	12	3	W2,1x9,5d	40	200	CP
17097	W3W	12	3	W2,1x9,5d	40	10	B2

Ref-No	ECE	Volts	Watts	Base	Drawing	Piece/PU	Packaging
17177	W5W	12	5	W2,1x9,5d	40	200	CP
17177	W5W	12	5	W2,1x9,5d	40	10	B2

Ref-No	ECE	Volts	Watts	Base	Drawing	Piece/PU	Packaging
17169	WY5W	12	5	W2,1x9,5d	40	200	CP
17169	WY5W	12	5	W2,1x9,5d	40	10	B2

Ref-No	ECE	Volts	Watts	Base	Drawing	Piece/PU	Packaging
17631	W16W	12	10	W2,1x9,5d	41	200	CP

Ref-No	ECE	Volts	Watts	Base	Drawing	Piece/PU	Packaging
17632	W21W	12	21	W3x16d	42	200	CP



Ref-No	ECE	Volts	Watts	Base	Drawing	Piece/PU	Packaging
17629	WY21W	12	21	WX3x16d	42	200	CP



Ref-No	ECE	Volts	Watts	Base	Drawing	Piece/PU	Packaging
17919	W21/5W	12	21/5	W3x16q	43	200	CP

Halogen miniature lamps



Ref-No	ECE	Volts	Watts	Base	Drawing	Piece/PU	Packaging
17830	(H5W)	12	5	BA9s	24	200	CP



Ref-No	ECE	Volts	Watts	Base	Drawing	Piece/PU	Packaging
68161	H6W	12	6	BAX9s	24	200	CP



Ref-No	ECE	Volts	Watts	Base	Drawing	Piece/PU	Packaging
17833	(H10W)	12	10	BA9s	24	200	CP



Ref-No	ECE	Volts	Watts	Base	Drawing	Piece/PU	Packaging
17835	(H20W)	12	20	BA9s	24	200	CP



Ref-No	ECE	Volts	Watts	Base	Drawing	Piece/PU	Packaging
68191	H21W	12	21	BAY9s	44	200	CP



Ref-No	ECE	Volts	Watts	Base	Drawing	Piece/PU	Packaging
70715	(Halogen) W5W	12	5	W2,1x9,5d	45	200	CP



Ref-No	ECE	Volts	Watts	Base	Drawing	Piece/PU	Packaging
70761		12	10	W2,1x9,5d	45	200	CP

Plastic base lamps



Ref-No	ECE	Volts	Watts	Base	Drawing	Piece/PU	Packaging
17006	(BAX)	12	0.4	BX8,5d blue violett	46	200	CP

	Ref-No	ECE	Volts	Watts	Base	Drawing	Piece/PU	Packaging
	17019	(BAX)	12	1	BX8,5d orange	46	200	CP
	Ref-No	ECE	Volts	Watts	Base	Drawing	Piece/PU	Packaging
	17027	(BAX)	12	1.2	B8,4d light blue	47	200	CP
	Ref-No	ECE	Volts	Watts	Base	Drawing	Piece/PU	Packaging
	17028	(BAX)	12	1.2	BX8,4d black	48	200	CP
	Ref-No	ECE	Volts	Watts	Base	Drawing	Piece/PU	Packaging
	17029	(BAX)	12	1.2	BX8,5d blue	46	200	CP
	Ref-No	ECE	Volts	Watts	Base	Drawing	Piece/PU	Packaging
	17035	(BAX)	12	1.2	B8,5d black	49	200	CP
	Ref-No	ECE	Volts	Watts	Base	Drawing	Piece/PU	Packaging
	17036	(BAX)	12	1.2	B8,3d black	50	200	CP
	Ref-No	ECE	Volts	Watts	Base	Drawing	Piece/PU	Packaging
	17046	(BAX)	12	1.1	BX8,4d orange	48	200	CP
	Ref-No	ECE	Volts	Watts	Base	Drawing	Piece/PU	Packaging
	17047	(BAX)	12	1.3	BX8,4d olive green	46	200	CP
	Ref-No	ECE	Volts	Watts	Base	Drawing	Piece/PU	Packaging
	17048	(BAX)	12	1.5	BX8,4d beige	49	200	CP
	Ref-No	ECE	Volts	Watts	Base	Drawing	Piece/PU	Packaging
	17049	(BAX)	12	1.5	B8,5d beige	49	200	CP
	Ref-No	ECE	Volts	Watts	Base	Drawing	Piece/PU	Packaging
	17050	(BAX)	12	1.5	BX8,5d yellow	46	200	CP

Ref-No	ECE	Volts	Watts	Base	Drawing	Piece/PU	Packaging
17052	(BAX)	12	2	BX8,5d light green	46	200	CP

Ref-No	ECE	Volts	Watts	Base	Drawing	Piece/PU	Packaging
17054	(BAX)	12	2	BX8,4d light green	48	200	CP

Ref-No	ECE	Volts	Watts	Base	Drawing	Piece/PU	Packaging
17057	(BAX)	12	2	BX8,5d light green	49	200	CP

Ref-No	ECE	Volts	Watts	Base	Drawing	Piece/PU	Packaging
17058	(BAX)	12	2	B8,3d blue	50	200	CP

Ref-No	ECE	Volts	Watts	Base	Drawing	Piece/PU	Packaging
17060	(BAX)	12	1.8	BX8,4d beige	48	200	CP

Ref-No	ECE	Volts	Watts	Base	Drawing	Piece/PU	Packaging
17083	(Halogen BAX)	12	3	B10d brown	51	200	CP


Ref-No	ECE	Volts	Watts	Base	Drawing	Piece/PU	Packaging
17163	(Halogen BAX)	12	5	B10d black	52	200	CP


LED types


Ref-No	ECE	Volts	Watts	Base	Drawing	Piece/PU	Packaging
18010	(LED)	12	0.35	SV8,5	53	10	B2

Ref-No	ECE	Volts	Watts	Base	Drawing	Piece/PU	Packaging
18011	(LED)	12	0.35	W2,1x9,5d	54	10	B2

American types


	Ref-No	US-Typ	Volts	Watts	Base	Drawing	Piece/PU	Packaging
	17941	3156 (P27W)	12.8	26.88	W2,5x16d	27	200	CP


	Ref-No	US-Typ	Volts	Watts	Base	Drawing	Piece/PU	Packaging
	17945	3157 (P27/7W)	12.8/14	32/3CP	W2,5x16q	28	200	CP


	Ref-No	US-Typ	Volts	Watts	Base	Drawing	Piece/PU	Packaging
	17948	3157 NA	12.8/14	24/2.2CP	W2,5x16q	28	200	CP


Upgrades

Range Power Blue+ (RPB+) 3700K Stylish White

	Ref-No	ECE	Volts	Watts	Base	Drawing	Piece/PU	Packaging
	17137	T4W RPB+	12	4	BA9s	38	200	CP

	Ref-No	ECE	Volts	Watts	Base	Drawing	Piece/PU	Packaging
	17189	W5W RPB+	12	5	W2,1x9,5d	40	200	CP

	Ref-No	ECE	Volts	Watts	Base	Drawing	Piece/PU	Packaging
	70717	(Halogen) W5W RPB+	12	5	W2,1x9,5d	45	200	CP

	Ref-No	ECE	Volts	Watts	Base	Drawing	Piece/PU	Packaging
	68163	H6W RPB+	12	6	BAX9s	24	200	CP

12V

Car Lamps



Spare Kits

12V

Car Lamps


12V




Ref-No	Filling	Watts	Base	Piece
98004	H4	60/55	P43t	1
	P21W	21	BA15s	1
	R5W	5	BA15s	1
	W5W	5	W2,1x9,5d	1
	Flat fuses			2
Packaging unit				20 Piece/PU




Ref-No	Filling	Watts	Base	Piece
98447	H7	55	PX26d	1
	PY21W	21	BAU15s	1
	P21W	21	BA15s	1
	R5W	5	BA15s	1
	W5W	5	W2,1x9,5d	1
Flat fuses				2
Packaging unit				20 Piece/PU




Ref-No	Filling	Watts	Base	Piece
98304	H1	55	P14,5s	1
	P21W	21	BA15s	1
	P21/4W	21/4	BAZ15d	1
	R5W	5	BA15s	1
	C5W	5	SV8,5	1
	W5W	5	W2,1x9,5d	1
	Flat fuses			4
	Packaging unit			20 Piece/PU



Ref-No	Filling	Watts	Base	Piece
98400	H4	60/55	P43t	1
	P21/5W	21/5	BAY15d	1
	P21W	21	BA15s	1
	R5W	5	BA15s	1
	C5W	5	SV8,5	1
	W5W	5	W2,1x9,5d	1
	Flat fuses			4
	Packaging unit			20 Piece/PU



Ref-No	Filling	Watts	Base	Piece
98408	H4	60/55	P43t	1
	P21/5W	21/5	BAY15d	1
	PY21W	21	BAU15s	1
	R5W	5	BA15s	1
	W5W	5	W2,1x9,5d	1
	WY5W	5	W2,1x9,5d	1
	Flat fuses			4
	Packaging unit			20 Piece/PU



Ref-No	Filling	Watts	Base	Piece
98419	H4	60/55	P43t	1
	P21/5W	21/5	BAY15d	1
	P21W	21	BA15s	2
	R5W	5	BA15s	1
	C5W	5	SV8,5	2
	T4W	4	BA9s	1
	W5W	5	W2,1x9,5d	1
	Flat fuses			4
	Packaging unit			20 Piece/PU



Ref-No	Filling	Watts	Base	Piece
98430	H7	55	PX26d	1
	P21/5W	21/5	BAY15d	1
	PY21W	21	BAU15s	1
	T4W	4	BA9s	1
	W5W	5	W2,1x9,5d	1
	R5W	5	BA15s	1
	Flat fuses			4
Packaging unit				20 Piece/PU



Ref-No	Filling	Watts	Base	Piece
98435	H7	55	PX26d	1
	H1	55	P14,5s	1
	P21/5W	21/5	BAY15d	1
	P21W	21	BA15s	1
	PY21W	21	BAU15s	1
	C5W	5	SV8,5	1
	W5W	5	W2,1x9,5d	1
	Flat fuses			4
Packaging unit				20 Piece/PU



Ref-No	Filling	Watts	Base	Piece
98450	R2	45/40	P45t	1
	P21/5W	21/5	BAY15d	1
	P21W	21	BA15s	1
	R5W	5	BA15s	1
	C5W	5	SV8,5	1
	T4W	4	BA9s	1
	Flat fuses			2
	Ceramic fuses			2
Packaging unit				20 Piece/PU



Packs

12V

Car Lamps

12V

Sales board



Ref-No	Filling	Watts	Base	Piece
98200	H1	55	P14,5s	16
	H3	55	PK22s	16
	H4	60/55	P43t	25
	H7	55	PX26d	28
	P21/5W	21/5	BAY15d	20
	P21W	21	BA15s	20
	R5W	5	BA15s	20
	R10W	10	BA15s	20
	T4W	4	BA9s	20
	C5W	5	SV8,5	20
	(C10W)	10	SV8,5	10
	W1,2W	1.2	W2x4,6d	10
	W3W	3	W2,1x9,5d	10
	W5W	5	W2,1x9,5d	20

Sets







Ref-No	Filling	Watts	Base	Piece
98750	(BAX)	1.2	B8,3d black	10
	(BAX)	2	B8,3d blue	10
	(BAX)	1.2	B8,5d black	10
	(BAX)	2	B8,5d green	10
	(BAX)	1.5	B8,5d blue violett	10
	(BAX)	0.4	B8,5d beige	10
	(BAX)	1	BX8,5d blue violett	10
	(BAX)	1.2	BX8,5d blue	10
	(BAX)	2	BX8,5d light green	10
	(BAX)	1.1	BX8,4d orange	10
	(BAX)	1.2	BX8,4d black	10
	(BAX)	1.3	BX8,4d olive green	10
	(BAX)	1.5	BX8,4d beige	10
	(BAX)	1.8	BX8,4d beige	10
	(BAX)	2	BX8,4d light green	10
Packaging unit				5 Piece/PU

Xenon

85V

Xenon

85V




	Ref-No	ECE	Volts	Watts	Base	Drawing	Piece/PU	Packaging
	84010	D1S	85	35	PK32d-2	55	20	CP
	Ref-No	ECE	Volts	Watts	Base	Drawing	Piece/PU	Packaging
	84011	D1R	85	35	PK32d-3	56	20	CP
	Ref-No	ECE	Volts	Watts	Base	Drawing	Piece/PU	Packaging
	84002	D2S	85	35	P32d-2	57	20	CP
	Ref-No	ECE	Volts	Watts	Base	Drawing	Piece/PU	Packaging
	84006	D2R	85	35	P32d-3	58	20	CP


Headlights


Truck Lamps 24V


24V


Standard

	Ref-No	ECE	Volts	Watts	Base	Drawing	Piece/PU	Packaging
	48702	H1	24	70	P14,5s	1	100	CP
	48702	H1	24	70	P14,5s	1	10	B1
	Ref-No	ECE	Volts	Watts	Base	Drawing	Piece/PU	Packaging
	48720	H2	24	70	X511	2	100	CP
	Ref-No	ECE	Volts	Watts	Base	Drawing	Piece/PU	Packaging
	48700	H3	24	70	PK22s	3	100	CP


	Ref-No	ECE	Volts	Watts	Base	Drawing	Piece/PU	Packaging
	48892	H4	24	75/70	P43t	4	100	CP
	48892	H4	24	75/70	P43t	4	10	B1


	Ref-No	ECE	Volts	Watts	Base	Drawing	Piece/PU	Packaging
	48728	H7	24	70	PX26d	5	100	CP
	48728	H7	24	70	PX26d	5	10	B1


	Ref-No	ECE	Volts	Watts	Base	Drawing	Piece/PU	Packaging
	48132	(Halogen) R2	24	55/50	P45t	11	100	CP


	Ref-No	ECE	Volts	Watts	Base	Drawing	Piece/PU	Packaging
	49321	R2	24	55/50	P45t	12	100	CP

Upgrades Heavy Duty (HD)

	Ref-No	ECE	Volts	Watts	Base	Drawing	Piece/PU	Packaging
	48708	H1 HD	24	70	P14,5s	1	100	CP


	Ref-No	ECE	Volts	Watts	Base	Drawing	Piece/PU	Packaging
	48709	H3 HD	24	70	PK22s	3	100	CP


	Ref-No	ECE	Volts	Watts	Base	Drawing	Piece/PU	Packaging
	48898	H4 HD	24	75/70	P43t	4	100	CP


	Ref-No	ECE	Volts	Watts	Base	Drawing	Piece/PU	Packaging
	48729	H7 HD	24	70	PX26d	5	100	CP


Rallye High power performance

- For closed circuits only

	Ref-No	ECE	Volts	Watts	Base	Drawing	Piece/PU	Packaging
	48750	(H1)	24	100	P14,5s	1	100	CP

	Ref-No	ECE	Volts	Watts	Base	Drawing	Piece/PU	Packaging
	48751	(H3)	24	100	PK22s	3	100	CP

	Ref-No	ECE	Volts	Watts	Base	Drawing	Piece/PU	Packaging
	48991	(H4)	24	100/90	P43t	4	100	CP

	Ref-No	ECE	Volts	Watts	Base	Drawing	Piece/PU	Packaging
	48894	(H4)	24	75/70	P45t	11	100	CP
	48994	(H4)	24	100/90	P45t	11	100	CP

Truck Lamps 24V







Signaling


24V


Truck Lamps


24V

Standard Stop lamps


	Ref-No	ECE	Volts	Watts	Base	Drawing	Piece/PU	Packaging
	17421		24	15	BA15s	25	200	CP
	Ref-No	ECE	Volts	Watts	Base	Drawing	Piece/PU	Packaging
	17521	Stop P25	24	18	BA15s	25	200	CP
	Ref-No	ECE	Volts	Watts	Base	Drawing	Piece/PU	Packaging
	17643	P21W	24	21	BA15s	25	200	CP
	17643	P21W	24	21	BA15s	25	10	B2
	Ref-No	ECE	Volts	Watts	Base	Drawing	Piece/PU	Packaging
	17645	PY21W	24	21	BAU15s	25	200	CP


	Ref-No	ECE	Volts	Watts	Base	Drawing	Piece/PU	Packaging
	17882	P21/4W		24	21/4	BAZ15d	26	200


	Ref-No	ECE	Volts	Watts	Base	Drawing	Piece/PU	Packaging	
	17925	P21/5W		24	21/5	BAY15d	26	200	CP
	17925	P21/5W		24	21/5	BAY15d	26	10	B2


	Ref-No	ECE	Volts	Watts	Base	Drawing	Piece/PU	Packaging
	17927			24	21/5	BA15d	26	200


Festoon lamps

	Ref-No	ECE	Volts	Watts	Base	Drawing	Piece/PU	Packaging
	17104			24	3	SV7,5	29	200


	Ref-No	ECE	Volts	Watts	Base	Drawing	Piece/PU	Packaging	
	17136	C5W		24	5	SV8,5	30	200	CP
	17136	C5W		24	5	SV8,5	30	10	B2


	Ref-No	ECE	Volts	Watts	Base	Drawing	Piece/PU	Packaging
	17185			24	5	SV8,5	31	200


	Ref-No	ECE	Volts	Watts	Base	Drawing	Piece/PU	Packaging
	17327			24	10	SV8,5	31	200


	Ref-No	ECE	Volts	Watts	Base	Drawing	Piece/PU	Packaging
	17522			24	18	SV8,5	33	200

Spherical lamps


	Ref-No	ECE	Volts	Watts	Base	Drawing	Piece/PU	Packaging	
	17181	R5W		24	5	BA15s	34	200	CP
	17181	R5W		24	5	BA15s	34	10	B2


	Ref-No	ECE	Volts	Watts	Base	Drawing	Piece/PU	Packaging
	17182	R5W		24	5	BA15d	35	200


	Ref-No	ECE	Volts	Watts	Base	Drawing	Piece/PU	Packaging
	17322	(R10W)	24	10	BA15d	35	200	CP

	Ref-No	ECE	Volts	Watts	Base	Drawing	Piece/PU	Packaging
	17326	R10W	24	10	BA15s	34	200	CP
	17326	R10W	24	10	BA15s	34	10	B2


Indicator lamps


	Ref-No	ECE	Volts	Watts	Base	Drawing	Piece/PU	Packaging
	17061		24	3	BA7s	36	200	CP


	Ref-No	ECE	Volts	Watts	Base	Drawing	Piece/PU	Packaging
	17063		24	2	BA9s	37	200	CP


	Ref-No	ECE	Volts	Watts	Base	Drawing	Piece/PU	Packaging
	17141	T4W	24	4	BA9s	38	200	CP
	17141	T4W	24	4	BA9s	38	10	B2

Indicator lamps with wedge base


	Ref-No	ECE	Volts	Watts	Base	Drawing	Piece/PU	Packaging
	17040	(W1,2W)	24	1.2	W2x4,6d	39	200	CP

	Ref-No	ECE	Volts	Watts	Base	Drawing	Piece/PU	Packaging
	17069		24	2	W2,1x9,5d	40	200	CP


	Ref-No	ECE	Volts	Watts	Base	Drawing	Piece/PU	Packaging
	17109	W3W	24	3	W2,1x9,5d	40	200	CP

	Ref-No	ECE	Volts	Watts	Base	Drawing	Piece/PU	Packaging
	17197	W5W	24	5	W2,1x9,5d	40	200	CP
	17197	W5W	24	5	W2,1X9,5d	40	10	B2


Halogen miniature lamps


	Ref-No	ECE	Volts	Watts	Base	Drawing	Piece/PU	Packaging
	68196	H21W	24	21	BAY9s	44	200	CP


Lamp bulbs for additional headlights


	Ref-No	ECE	Volts	Watts	Base	Drawing	Piece/PU	Packaging
	49082		24	35	BA20s	59	200	CP


Plastic base lamps


	Ref-No	ECE	Volts	Watts	Base	Drawing	Piece/PU	Packaging
	17014	(BAX)	24	1	REF9 white	52	200	CP


	Ref-No	ECE	Volts	Watts	Base	Drawing	Piece/PU	Packaging
	17022	(BAX)	24	1.2	EBS-R4 yellow	60	200	CP


	Ref-No	ECE	Volts	Watts	Base	Drawing	Piece/PU	Packaging
	17038	(BAX)	24	1.2	B8,3d grey	50	200	CP


	Ref-No	ECE	Volts	Watts	Base	Drawing	Piece/PU	Packaging
	17039	(BAX)	24	1.2	B8,5d grey	49	200	CP


	Ref-No	ECE	Volts	Watts	Base	Drawing	Piece/PU	Packaging
	17067	(BAX)	24	1.8	B8,4d blue	60	200	CP


	Ref-No	ECE	Volts	Watts	Base	Drawing	Piece/PU	Packaging
	17072	(BAX)	24	1.2	EBS-R white frosted	60	200	CP


	Ref-No	ECE	Volts	Watts	Base	Drawing	Piece/PU	Packaging
	17076	(BAX)	24	1.2	BX8,5d brown	60	200	CP


	Ref-No	ECE	Volts	Watts	Base	Drawing	Piece/PU	Packaging
	17079	(BAX)	24	1.4	EBS-R green	60	200	CP


	Ref-No	ECE	Volts	Watts	Base	Drawing	Piece/PU	Packaging
	17081	(BAX)	24	1.4	REF29 white	61	200	CP

	Ref-No	ECE	Volts	Watts	Base	Drawing	Piece/PU	Packaging
	17082	(BAX)	24	1.4	BX8,4d light green	60	200	CP


	Ref-No	ECE	Volts	Watts	Base	Drawing	Piece/PU	Packaging
	17102	(BAX)	24	1.2	EBS-R6 brown	60	200	CP


	Ref-No	ECE	Volts	Watts	Base	Drawing	Piece/PU	Packaging
	17103	(BAX 1,25mm)	24	1.2	EBSR white 1,25mm FR	60	200	CP


	Ref-No	ECE	Volts	Watts	Base	Drawing	Piece/PU	Packaging
	17111	(BAX)	24	1.2	EBS-R white	60	200	CP


	Ref-No	ECE	Volts	Watts	Base	Drawing	Piece/PU	Packaging
	17112	(BAX)	24	1.2	EBS-R blue	60	200	CP


Upgrades
Heavy Duty (HD)

	Ref-No	ECE	Volts	Watts	Base	Drawing	Piece/PU	Packaging
	17644	P21W HD	24	21	BA15s	25	200	CP

	Ref-No	ECE	Volts	Watts	Base	Drawing	Piece/PU	Packaging
	17649	PY21W HD	24	21	BAU15s	25	200	CP

	Ref-No	ECE	Volts	Watts	Base	Drawing	Piece/PU	Packaging
	17143	T4W HD	24	4	BA9s	38	200	CP

	Ref-No	ECE	Volts	Watts	Base	Drawing	Piece/PU	Packaging
	17186	R5W HD	24	5	BA15s	34	200	CP

	Ref-No	ECE	Volts	Watts	Base	Drawing	Piece/PU	Packaging
	17328	R10W HD	24	10	BA15s	34	200	CP

Spare Kits

Truck Lamps 24V

24V



Ref-No	Filling	Watts	Base	Piece
98410	H4	75/70	P43t	1
	P21W	21	BA15s	3
	R10W	10	BA15s	1
	C5W	5	SV8,5	1
	W5W	5	W2,1x9,5d	1
	Flat fuses			3
	Packaging unit			20 Piece/PU



Ref-No	Filling	Watts	Base	Piece
98440	H7	70	PX26d	1
	P21W	21	BA15s	2
	R10W	10	BA15s	1
	C5W	5	SV8,5	1
	W5W	5	W2,1x9,5d	1
	Flat fuses			3
	Packaging unit			20 Piece/PU



Ref-No	Filling	Watts	Base	Piece
98614	H4	75/70	P43t	2
	P21W	21	BA15s	6
	R10W	10	BA15s	2
	W5W	5	W2,1x9,5d	2
	C10W	10	SV8,5	2
	Flat fuses			8
	Packaging unit			20 Piece/PU



Ref-No	Filling	Watts	Base	Piece
98630	H7	70	PX26d	2
	C10W	10	SV8,5	2
	P21W	21	BA15s	4
	PY21W	21	BAU15s	2
	R10W	10	BA15s	2
	W5W	5	W2,1x9,5d	2
	Flat fuses			3
	Packaging unit			20 Piece/PU



Ref-No	Filling	Watts	Base	Piece
98633	H1	70	P14,5s	2
	P21W	21	BA15s	2
			BA15s	2
	R10W	10	BA15s	1
	C5W	5	SV8,5	2
	T4W	4	BA9s	2
	T2W	2	BA9s	2
	R5W	5	BA15s	2
	Flat fuses			6
	Packaging unit			20 Piece/PU

PRODUCT APPLICATION

www.narva-light.com






Headlights


12/6V


Two Wheeler Lamps


12/6V

12 Volts


	Ref-No	ECE	Volts	Watts	Base	Drawing	Piece/PU	Packaging
	48220	HS1	12	35/35	PX43t	4	100	CP
	Ref-No	ECE	Volts	Watts	Base	Drawing	Piece/PU	Packaging
	48222	(H4)	12	35/35	P43t	4	100	CP
	Ref-No	ECE	Volts	Watts	Base	Drawing	Piece/PU	Packaging
	49072		12	35	BA20s	59	200	CP

	Ref-No	ECE	Volts	Watts	Base	Drawing	Piece/PU	Packaging
	49014	S3	12	15	P26s	62	200	CP


	Ref-No	ECE	Volts	Watts	Base	Drawing	Piece/PU	Packaging
	49671		12	45/40	BA20d	15	200	CP

	Ref-No	ECE	Volts	Watts	Base	Drawing	Piece/PU	Packaging
	42001	(M5)	12	18/18	P15d-25-1	63	100	CP
	42005	(M5)	12	25/25	P15d-25-1	63	100	CP
	42007	(M5)	12	35/35	P15d-25-1	63	100	CP

	Ref-No	ECE	Volts	Watts	Base	Drawing	Piece/PU	Packaging
	42015	(M5)	12	25/25	P15d-25-3	64	100	CP
	42017	(M5)	12	35/35	P15d-25-3	64	100	CP


	Ref-No	ECE	Volts	Watts	Base	Drawing	Piece/PU	Packaging
	42025	(M5)	12	25/25	BA20d	65	100	CP
	42027	(M5)	12	35/35	BA20d	65	100	CP


6 Volts

	Ref-No	ECE	Volts	Watts	Base	Drawing	Piece/PU	Packaging
	48301	H3	6	55	PK22s	3	100	CP

	Ref-No	ECE	Volts	Watts	Base	Drawing	Piece/PU	Packaging
	48871	(H4)	6	60/55	P43t	4	100	CP

	Ref-No	ECE	Volts	Watts	Base	Drawing	Piece/PU	Packaging
	49461	S1	6	25/25	BA20d	15	200	CP

	Ref-No	ECE	Volts	Watts	Base	Drawing	Piece/PU	Packaging
	49521	S2	6	35	BA20d	15	200	CP

	Ref-No	ECE	Volts	Watts	Base	Drawing	Piece/PU	Packaging
	49004	S3	6	15	P26s	62	200	CP

PRODUCT APPLICATION

www.narva-light.com



H1 H3 H4 H7 M5 P15d-25-1 M5 P15de-25-3 M5 BA20d S1 S2 S3 35W Ba20s 45/40W Ba20d HS1 HR2 P45t HS3



R5W P21W RY10W T4W W3W W5W H6W



R10W W21W WY5W WY21W



P21W RY10W PY21W



W21W W21/5W P21/5W



C5W W5W W3W R10W



R5W T4W



H6W R5W T4W W3W W5W



H6W W21/5W P21/5W



Bases according to IEC 60061-1

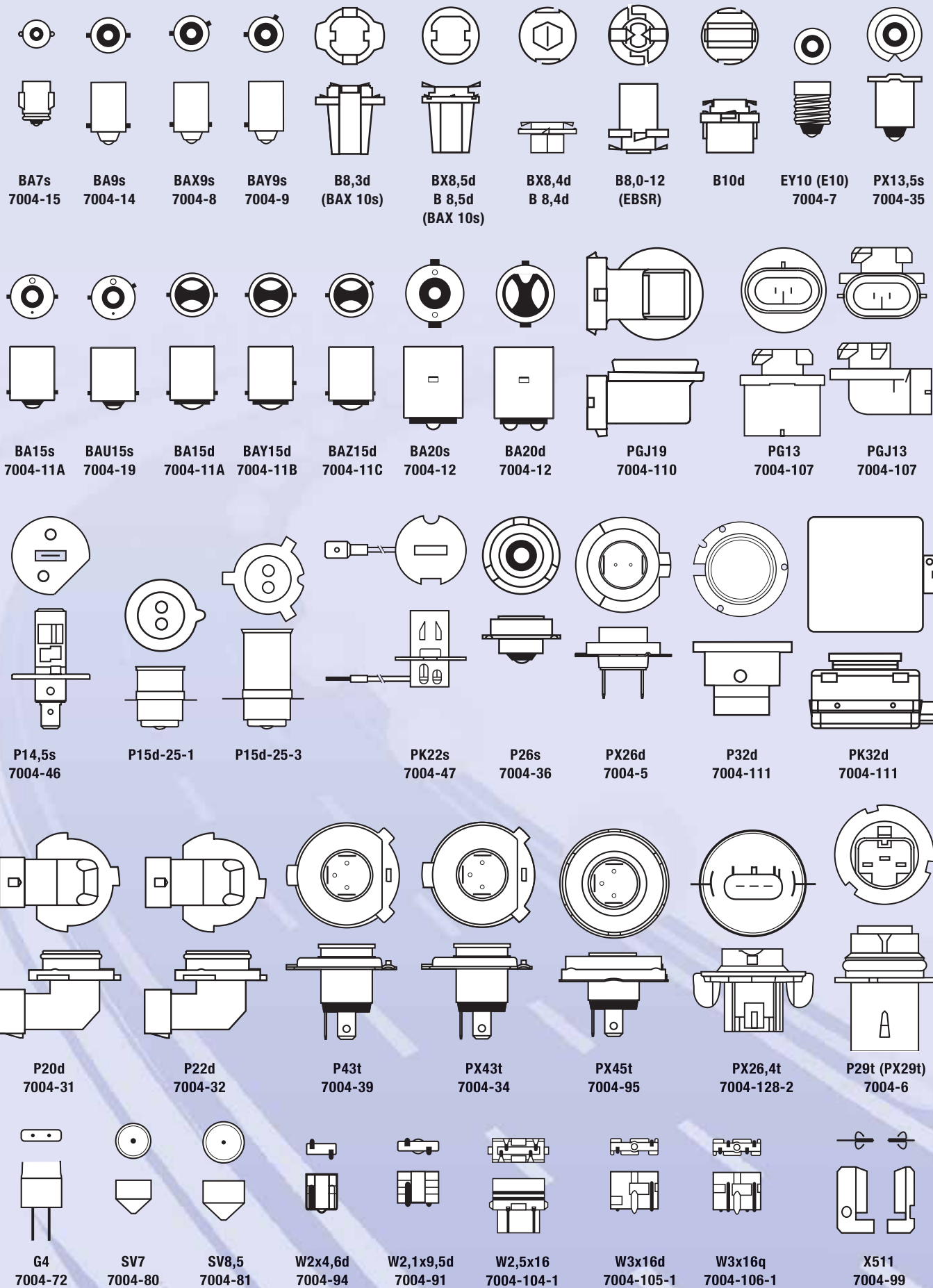
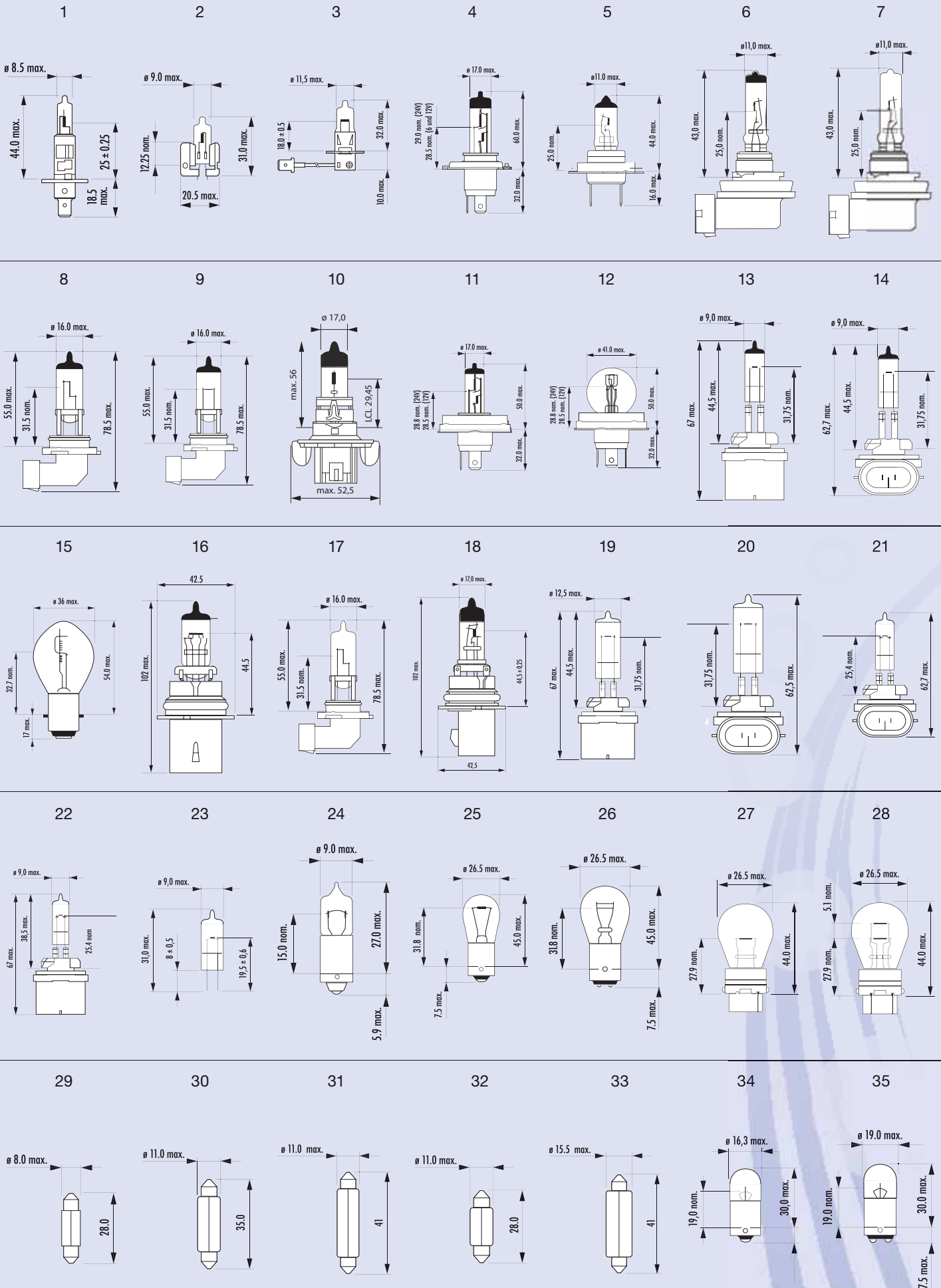
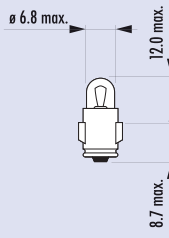


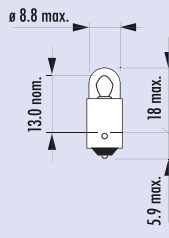
Table of drawings



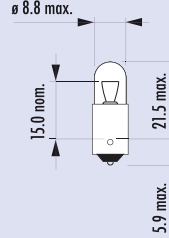
36



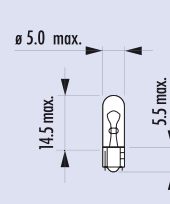
37



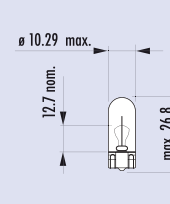
38



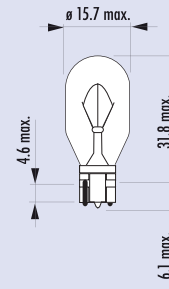
39



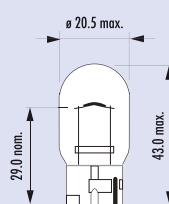
40



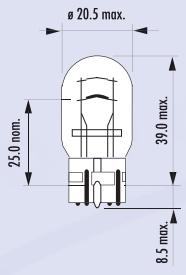
41



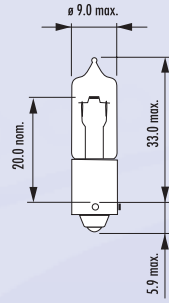
42



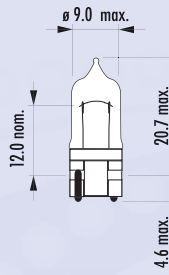
43



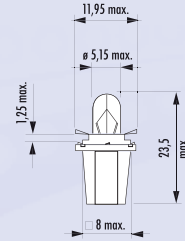
44



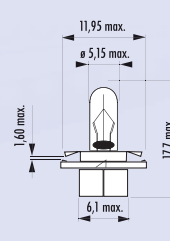
45



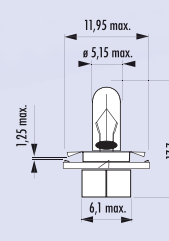
46



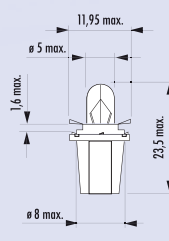
47



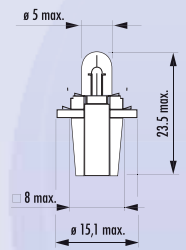
48



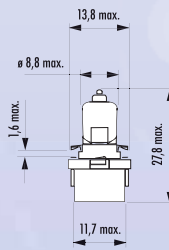
49



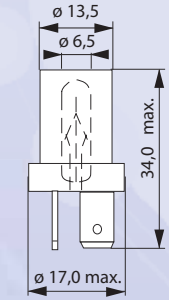
50



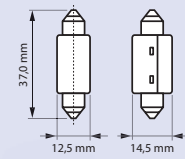
51



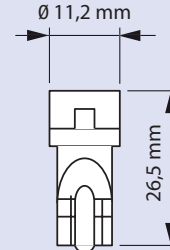
52



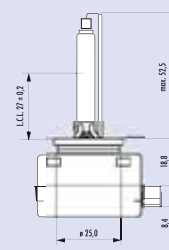
53



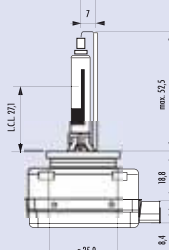
54



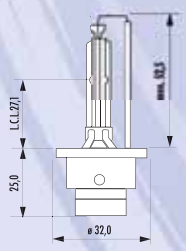
55



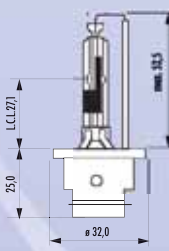
56



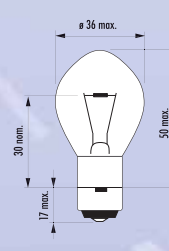
57



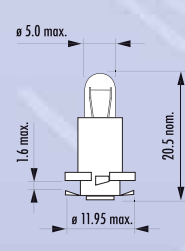
58



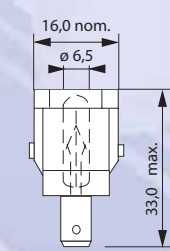
59



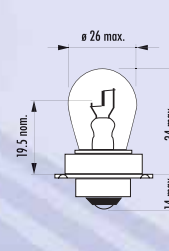
60



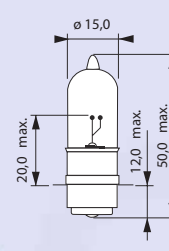
61



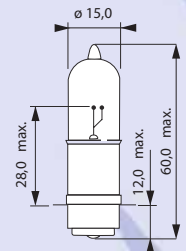
62



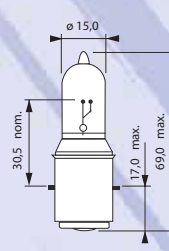
63



64



65



Packaging



Sales Board



Spare Kits



BAX Set



Power Twin Set

Double Blister



Single Blister

Used short cuts for packagings

- CP** Commercial Pack
- B1** Single Blister
- B2** Double Blister
- S2** Power Twin Set / Duo Paper Box (new from 2010 on)

Used short cuts for ranges

- CO+** Contrast+ (More safety)
- HD** Heavy Duty
- LL** Long Life (Double life time)
- RA** Rallye (High power performance)
- RP** Range Power (Up to 30% more light)
- RP50+** Range Power 50+ (Up to 50% more light, double lifetime)
- RPB+** Range Power Blue+ (3700K Stylish white)
- RPR** Range Power Rallye (Brightness without limit)
- RPW** Range Power White (4100K Xenon white)

Duo Paper Box



Commercial Pack

